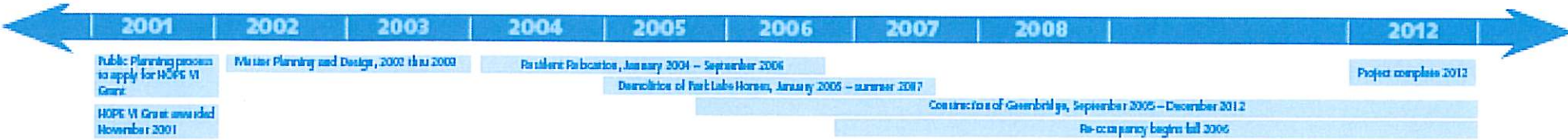



**MILESTONES:**



**Community Features**

- Community Center
- Community plaza
- Branch library
- Neighborhood and pocket parks
- Trails and sidewalks
- Street trees
- Community school
- Community services
- Neighborhood retail
- "Green" site and buildings
- Art installations around the site



**Greenbridge Early Learning Center, Attachment E1**

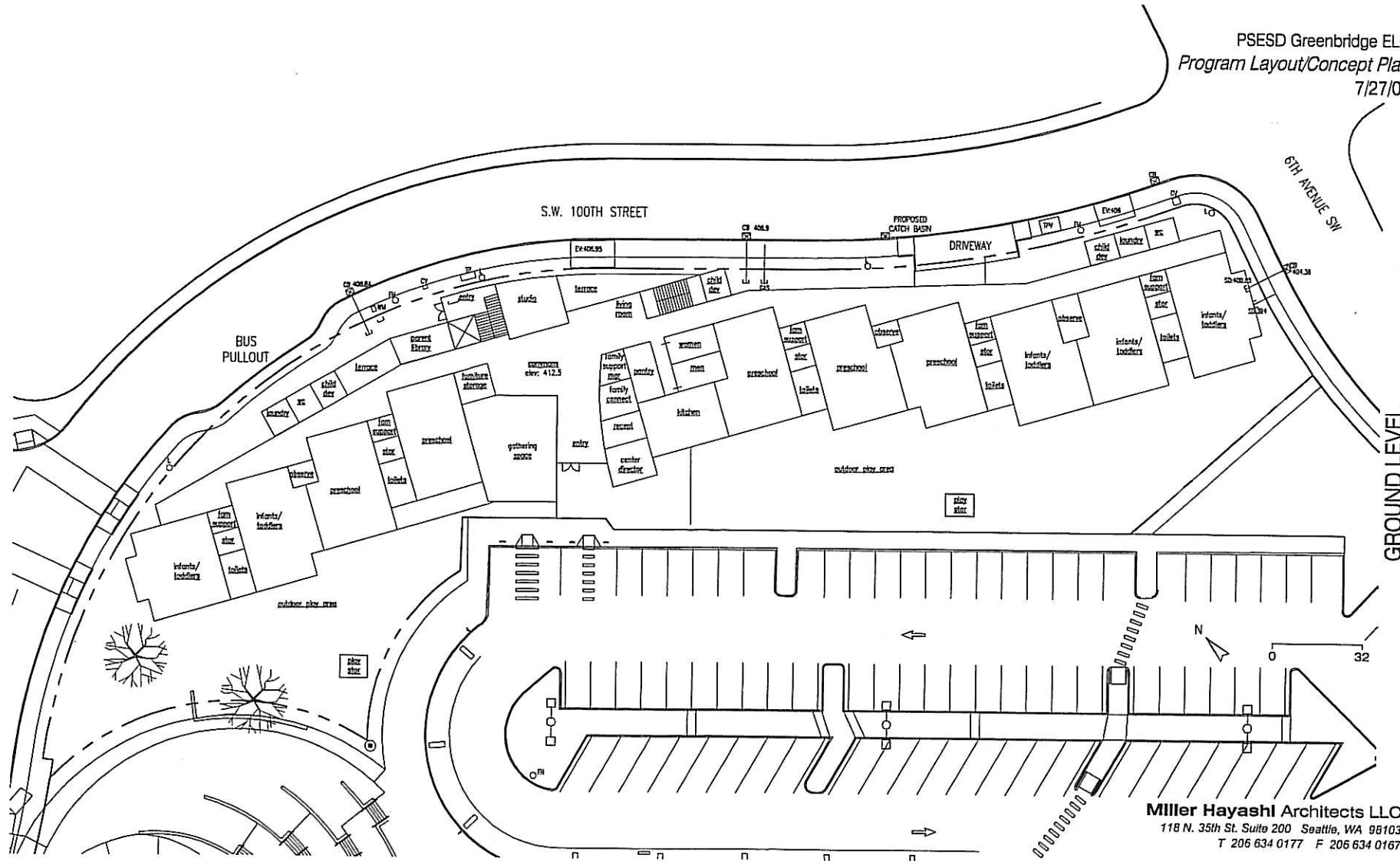
**Greenbridge Early Learning Center**

**Housing facts**

- Mixed-income community of 300 subsidized units, 155-242 workforce housing rentals, and up to 516 home-ownership units
- Mix of townhouses, cottages, townhouse/flt buildings, and small-scale apartments
- Majority of units enter at grade, many visitable or accessible to disabled persons
- Goal of up to 75 homes sold to families earning below 80% of the area's median income

# Greenbridge Early Learning Center, Attachment E2

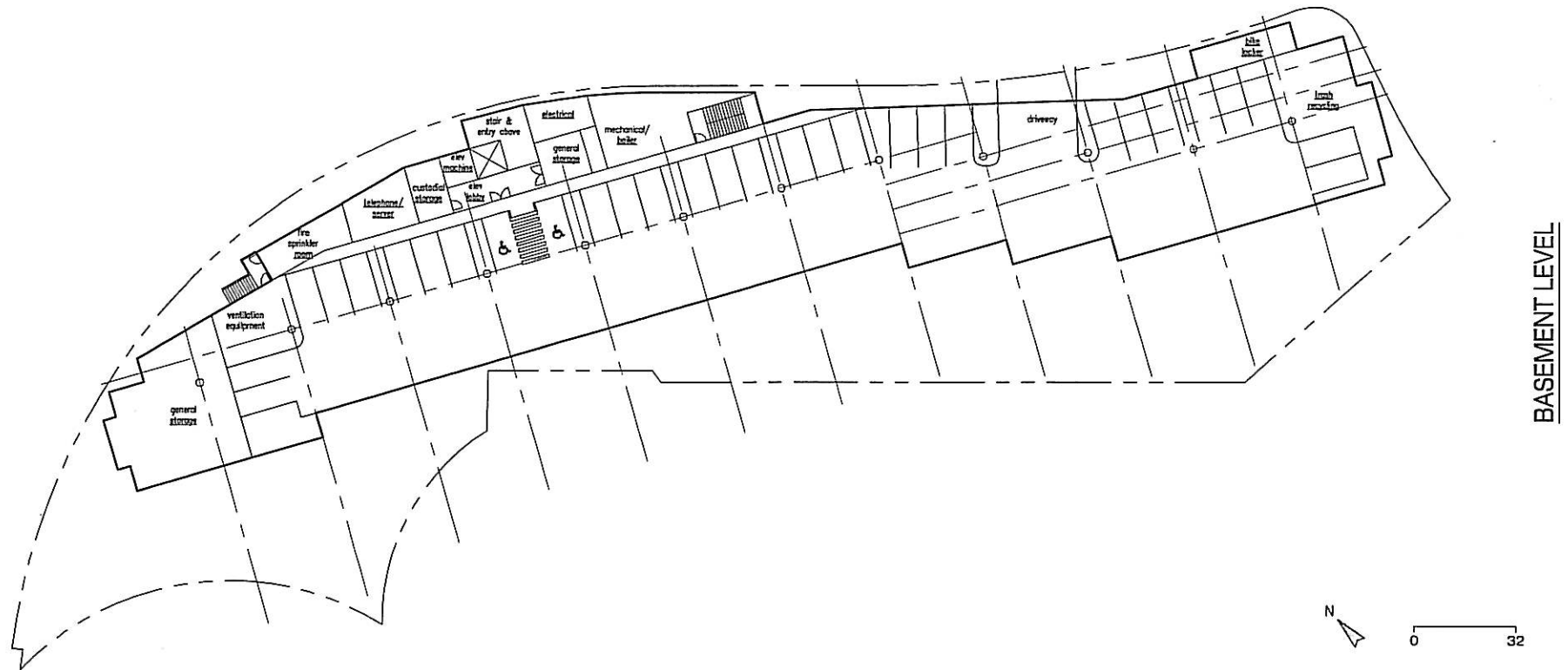
PSESD Greenbridge ELC  
Program Layout/Concept Plan  
7/27/07



Miller Hayashi Architects LLC  
118 N. 35th St. Suite 200 Seattle, WA 98103  
T 206 634 0177 F 206 634 0167

# Greenbridge Early Learning Center, Attachment E3

PESD Greenbridge ELC  
Program Layout/Concept Plan  
7/27/07

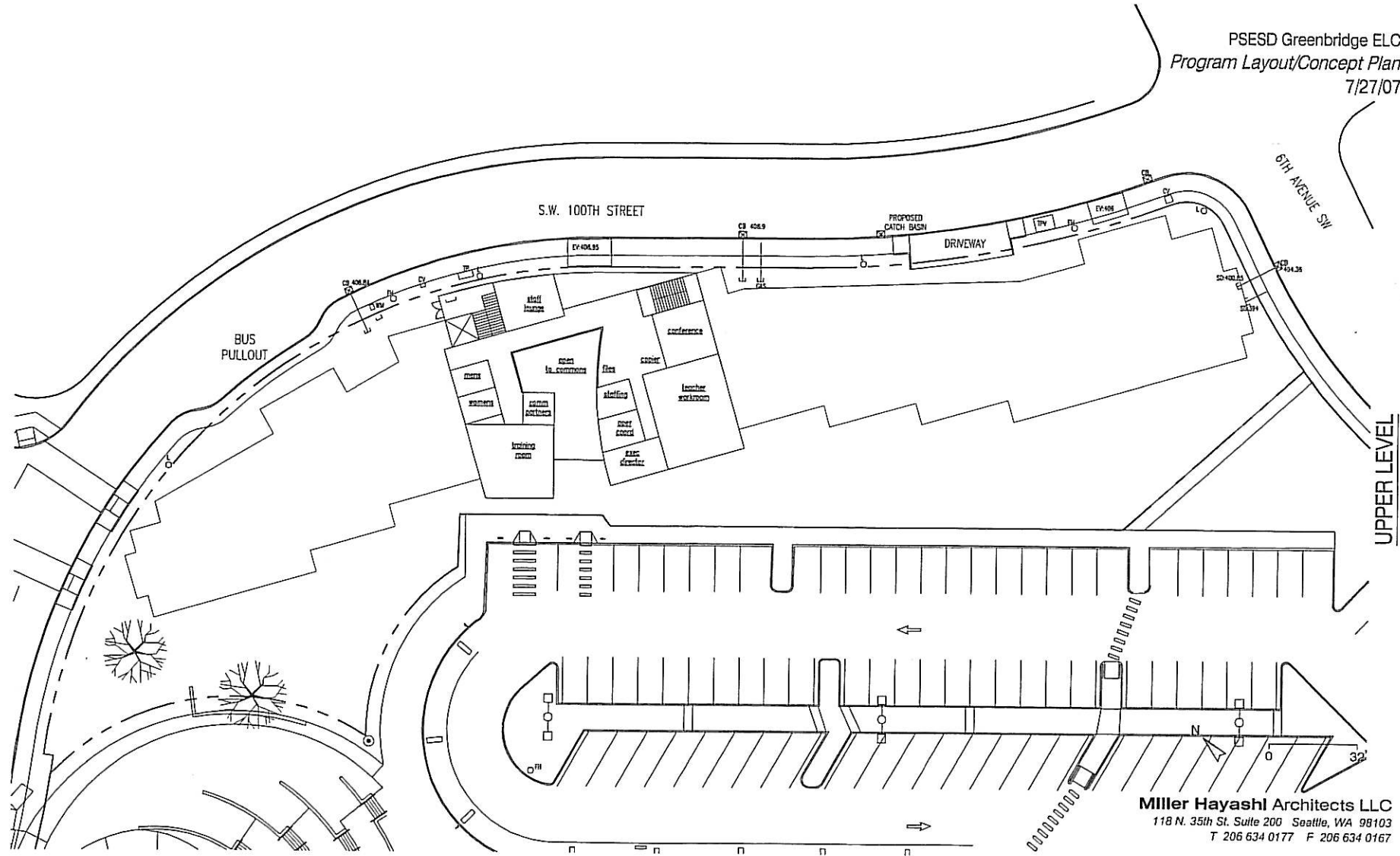


BASEMENT LEVEL



**Miller Hayashi Architects LLC**  
118 N. 35th St. Suite 200 Seattle, WA 98103  
T 206 634 0177 F 206 634 0167

# Greenbridge Early Learning Center, Attachment E4

PSESD Greenbridge ELC  
Program Layout/Concept Plan  
7/27/07



**Miller Hayashi Architects LLC**  
118 N. 35th St. Suite 200 Seattle, WA 98103  
T 206 634 0177 F 206 634 0167



**Greenbridge Early Learning Center,  
Attachment E5**